


# FIND THE RIGHT CAT CARRIER


## Feels Like Home



Place an absorbent and comfy cloth or towel that smells like you or your cat on the bottom of the carrier. Add in treats, catnip, and toys to make your cat feel at home.

## Entry & Exit

Make sure your carrier has a top half that comes apart which allows your cat to stay inside the carrier and feel safe during their checkup.



## Safety

Look for one that is sturdy, comfortable, ventilated and the appropriate size for your cat.

## Privacy

Try placing a towel over the carrier that has been recently sprayed or wiped with a synthetic feline pheromone. This can help reduce your cat's stress when you go to unfamiliar places.




## Remember!



The cat carrier can be a terrifying place if it only comes out for veterinary visits. Keep the carrier out and place treats and toys inside the carrier so it feels like a safe place.

## Cleaning



Easy-to-clean, leak-proof, and water-resistant make it much easier for you to clean up any messes.